

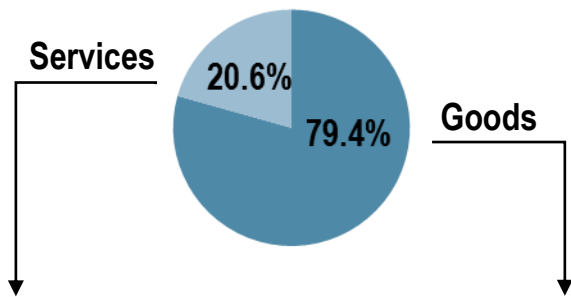
Blacksburg Metro Area

\$1.2 billion
Total Exports Value
2012

2.1% Export Growth Rate
Annualized, 2009-2012

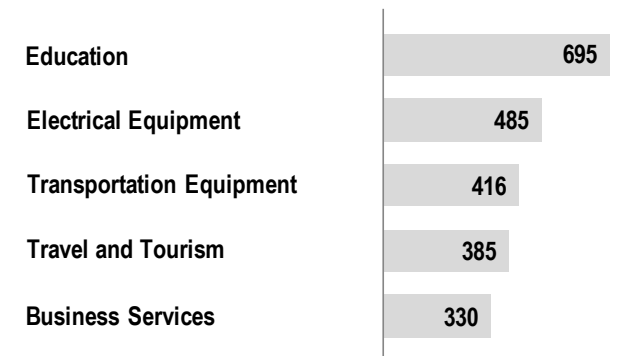
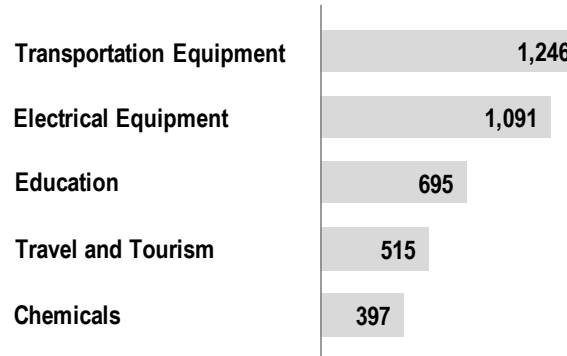
16.8% Export Share of
Metro GDP, 2012

Export Composition



6,897 Total Export-Supported Jobs
2010

3,514 Direct Export-Production Jobs
2010



Top Services Export Industries By Value in Millions, 2012

Travel and Tourism	\$ 69
Education	\$ 53
Royalties	\$ 39
Engineering Services	\$ 26
Financial Services	\$ 19

Top Goods Export Industries By Value in Millions, 2012

Electrical Equipment	\$ 218
Transportation Equipment	\$ 218
Chemicals	\$ 93
Food	\$ 77
Machinery	\$ 67

	Total Exports 2012 Millions	Direct Export-Production Jobs 2010	Total Export-Supported Jobs 2010	Annualized Export Growth Rate, By Value	
				2003-2008	2009-2012
Giles County	\$ 50	136	294	0.3%	4.1%
Montgomery + Radford	\$ 1,009	3,021	5,818	8.2%	3.5%
Pulaski County	\$ 138	356	785	5.3%	-6.9%